Multiple District 20

As of October 2026 Cumulative

Year	New Clubs	Dropped Clubs	Gain/ Loss Clubs	New Members	Charter Members	Reinstate Members	Transfer Members	Total Member Added	Total Members Dropped	Gain/ Loss Members
2022-2023	3	18	-15	1,337	86	68	37	1,528	1,652	-124
2023-2024	5	17	-12	1,170	124	60	74	1,428	1,603	-175
2024-2025	3	14	-11	1,188	71	174	52	1,485	1,748	-263
2025-2026	8	14	-6	1,148	187	142	49	1,526	1,585	-59
2026-2027	6	3	3	297	149	27	13	486	344	142
Average	**5**	**13**	**-8**	**1,028**	**123**	**94**	**45**	**1,291**	**1,386**	**-96**

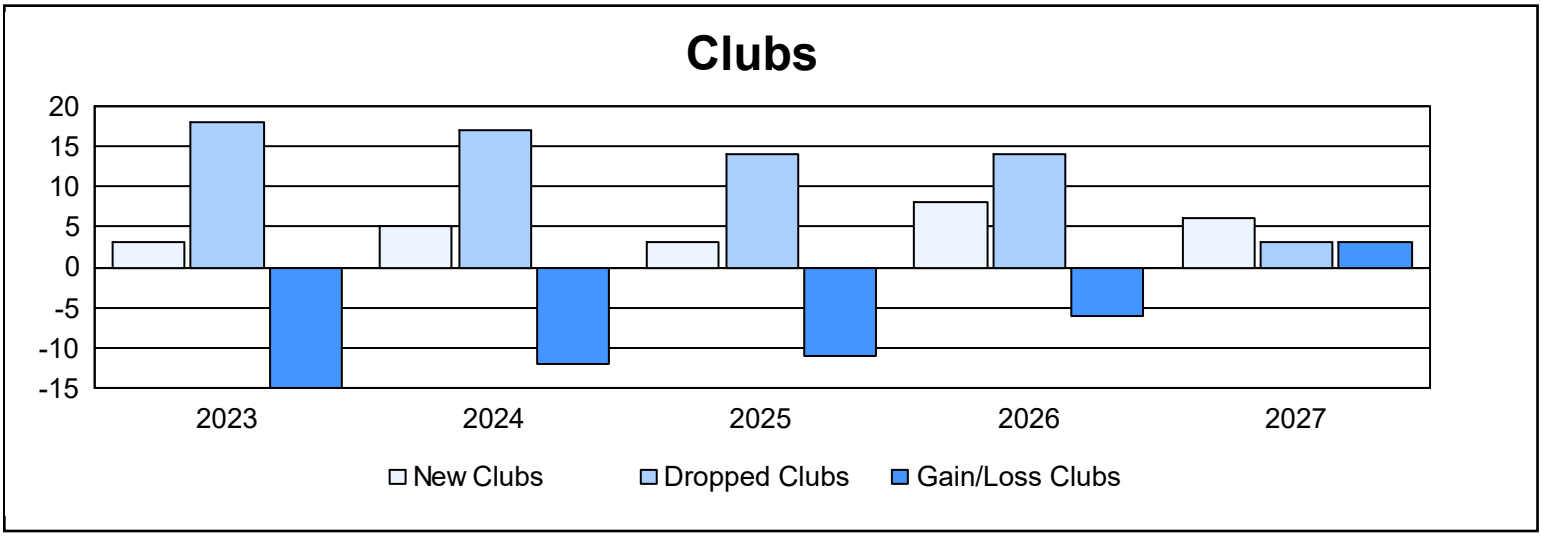

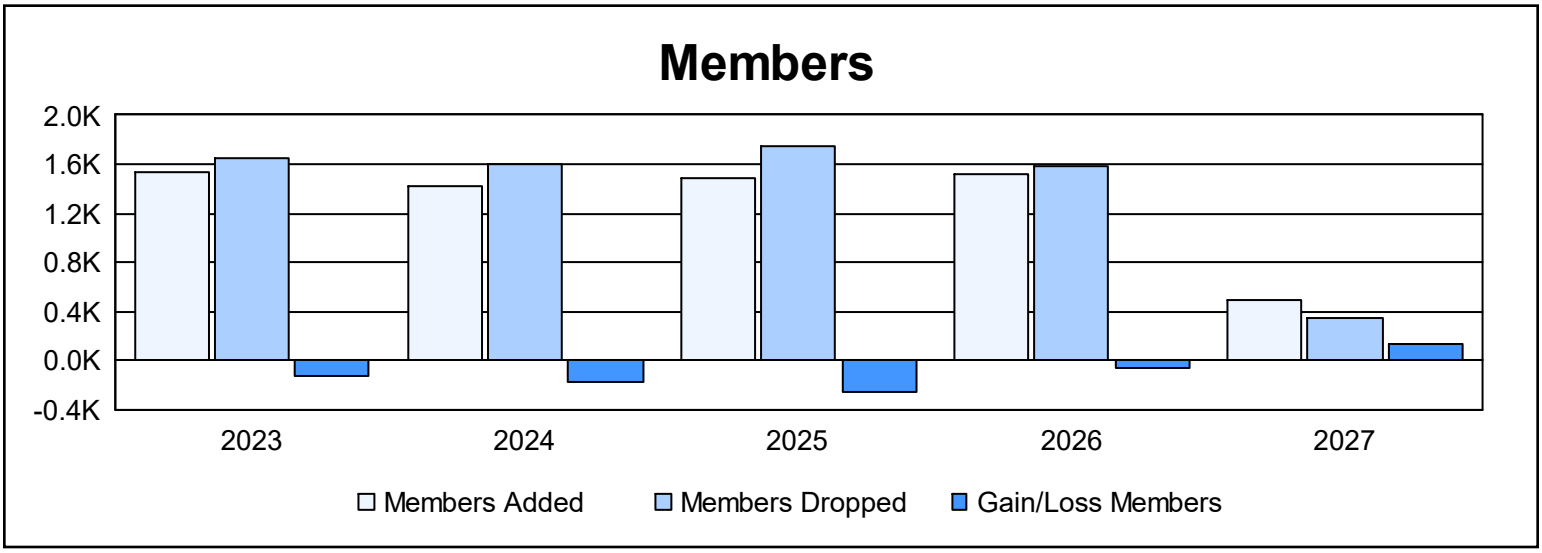

Membership Composition

October 2026 Cumulative

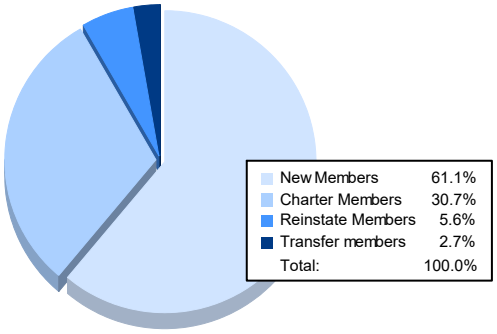

New Members	61.1%
Charter Members	30.7%
Reinstate Members	5.6%
Transfer members	2.7%
Total:	100.0%

Gender Composition

October 2026 Cumulative

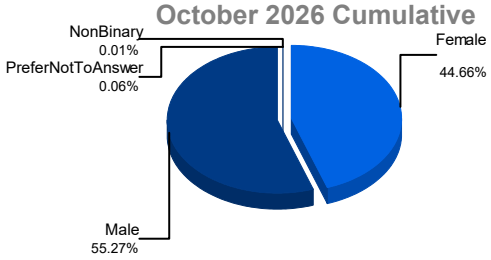

Female	44.66%
Male	55.27%
PreferNotToAnswer	0.06%
NonBinary	0.01%
Total:	100.00%